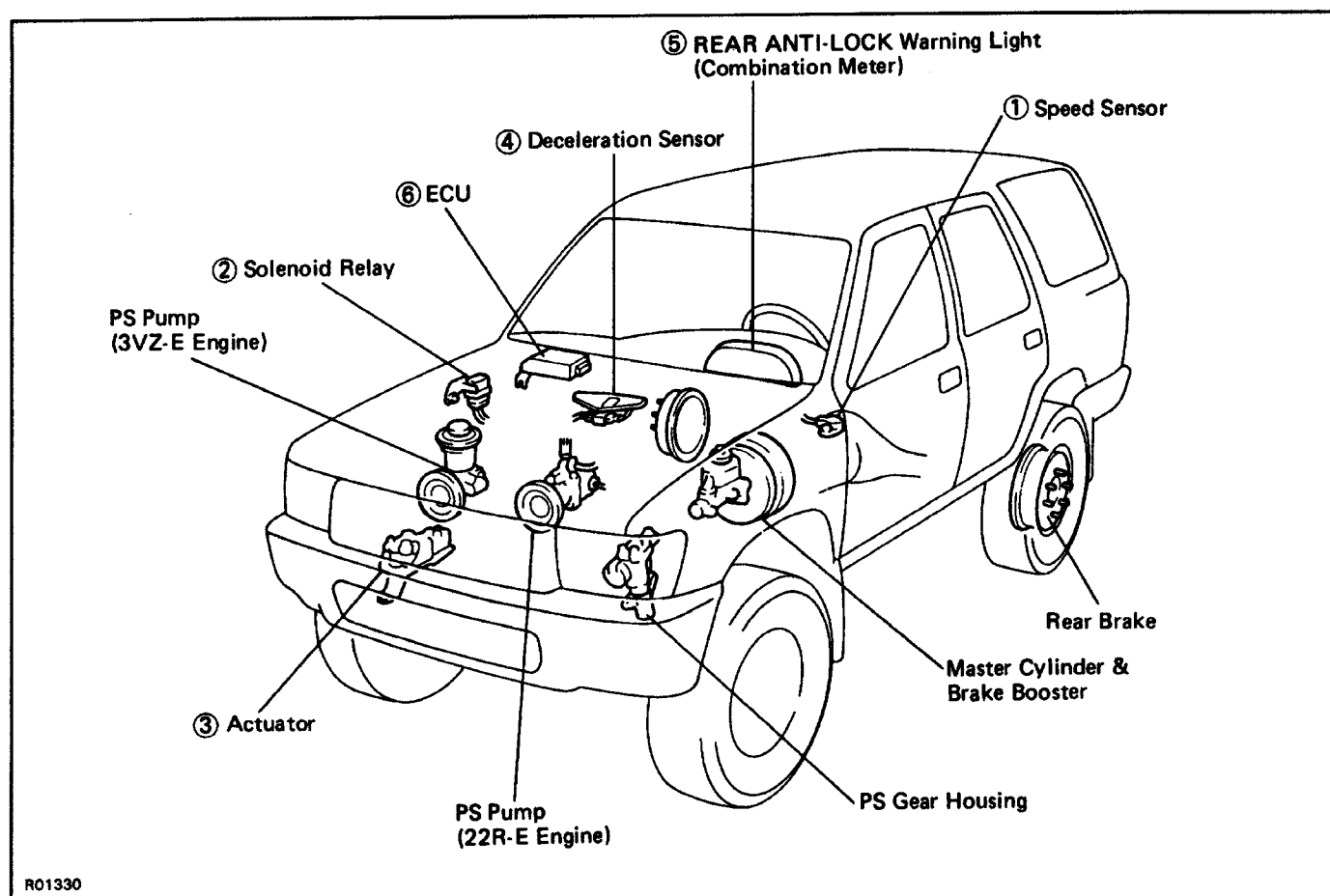


REAR-WHEEL ANTI-LOCK BRAKE SYSTEM

DESCRIPTION

- The Rear-Wheel Anti-Lock Brake System controls the hydraulic pressure of the rear wheel cylinder during sudden braking on slippery road surfaces, preventing the rear wheels from locking.
- In case a malfunction occurs, a diagnosis function and fail-safe system have been adopted for the Rear-Wheel Anti-Lock Brake System, to increase serviceability.

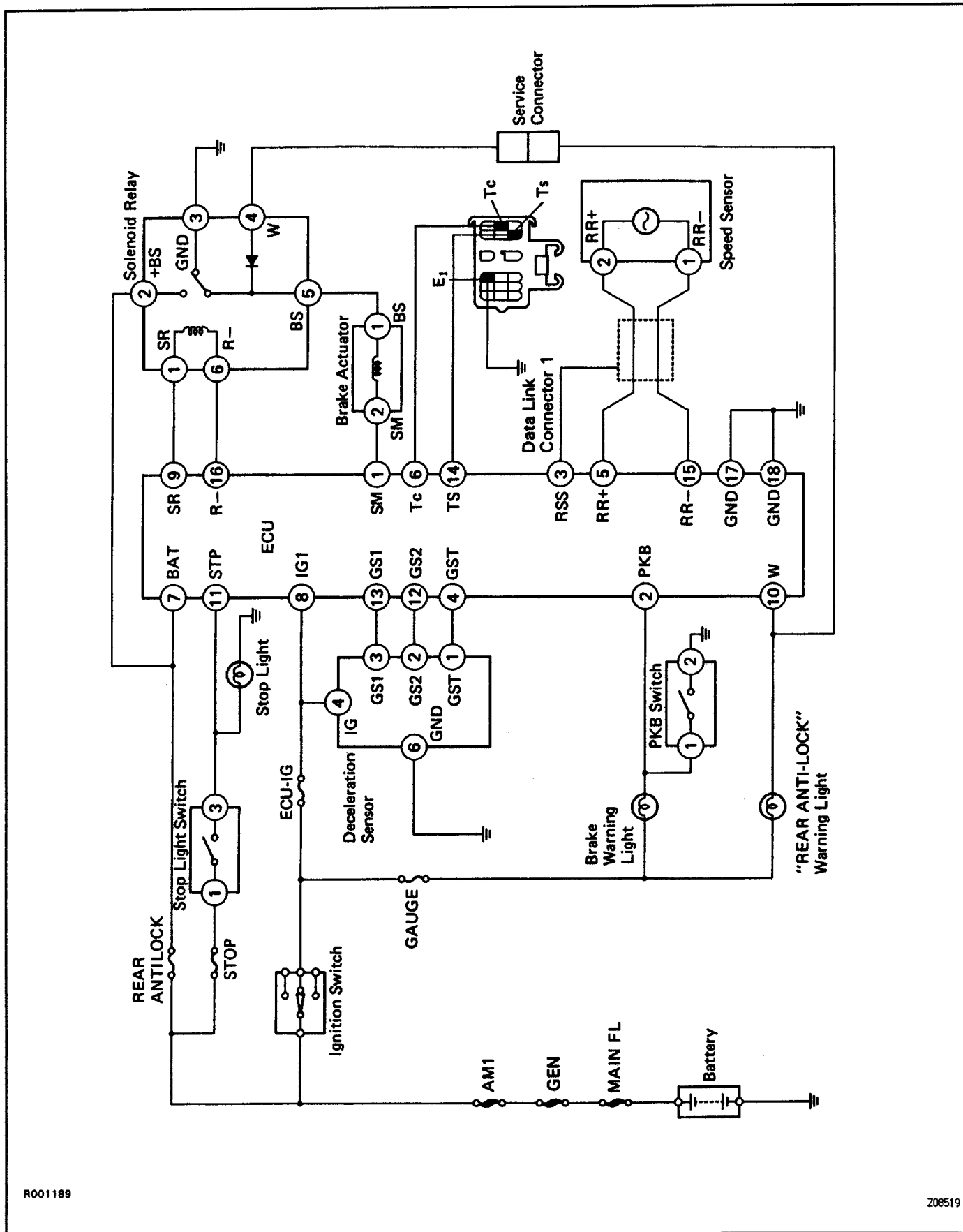
SYSTEM COMPONENTS LOCATION



COMPONENTS FUNCTION

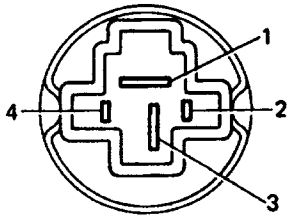
No.	Components	Function
1	Speed Sensor	Detects the wheel speed from the rotation of the rear differential ring gear.
2	Solenoid Relay	Supplies electric current to the solenoid valve of the actuator.
3	Actuator	Controls the brake fluid pressure to rear brake wheel cylinders through signals from the ECU.
4	Deceleration Sensor	Detects the vehicle deceleration rate from the deceleration of the body.
5	REAR ANTI-LOCK Warning Light	Lights up to alert the driver when trouble has occurred in the Rear-Wheel Anti-Lock Brake System.
6	ECU	According the wheel speed signals from the speed sensor and vehicle deceleration signals from the deceleration sensor, it calculates acceleration, deceleration and slip values and sends signals to the actuator to control brake fluid pressure.

WIRING DIAGRAM

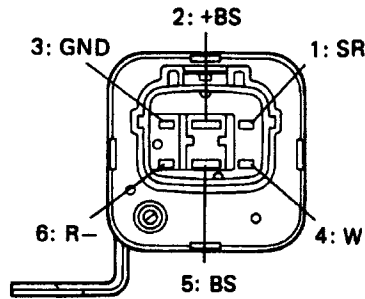


CONNECTORS

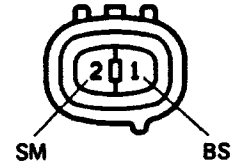
Stop Light Switch



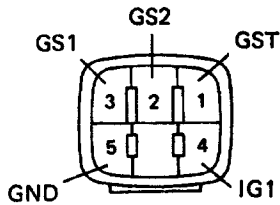
Solenoid Relay



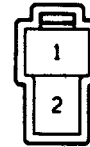
Brake Actuator



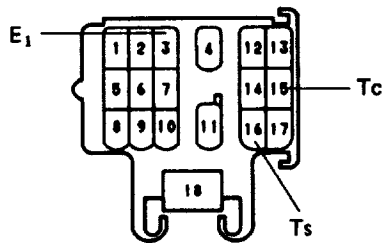
Deceleration Sensor



Parking Brake Switch



Data Link Connector 1

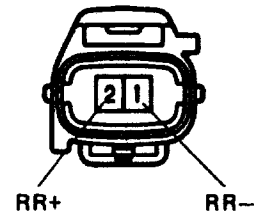


Service Connector

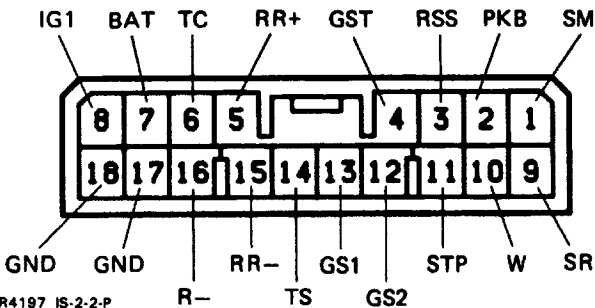


(Solenoid Relay Side)

Speed Sensor



Rear-Wheel Anti-Lock Brake System ECU



BE0336 BR4197 IS-2-2-P
R01331 H-2-2
SH-18-1 R01332 le-2-2-F
V-18-2