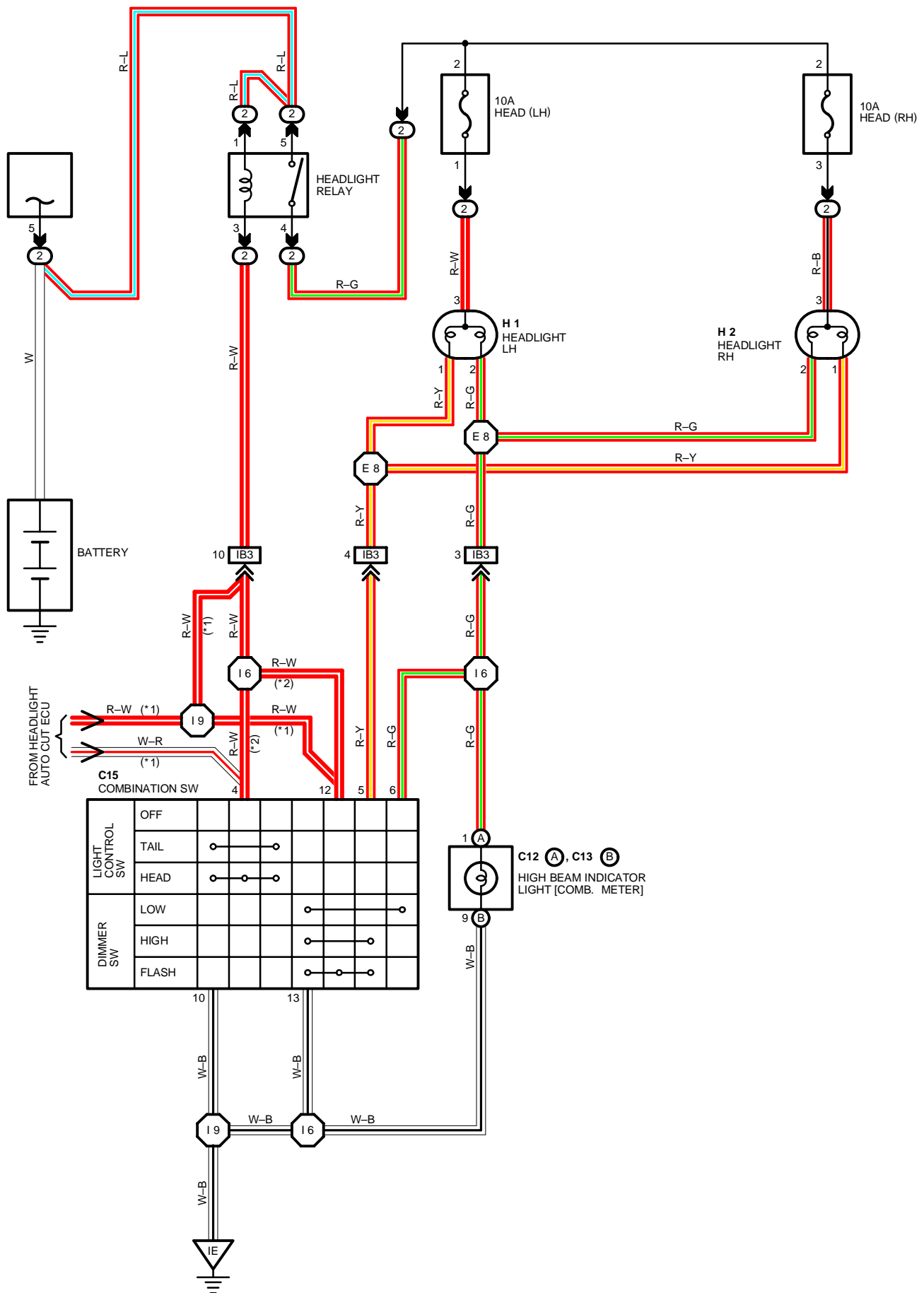


HEADLIGHT (FOR USA)

*1 : W/ HEADLIGHT AUTO CUT ECU
 *2 : W/O HEADLIGHT AUTO CUT ECU



SERVICE HINTS

HEAD RELAY

(2) 5- (2) 4: CLOSED WITH LIGHT CONTROL SW AT **HEAD** POSITION OR DIMMER SW AT **FLASH** POSITION

○ : PARTS LOCATION

CODE	SEE PAGE	CODE	SEE PAGE	CODE	SEE PAGE	
C12	A	28	H 1	24 (3VZ-E)	H 2	26 (22R-E)
C13	B	28		26 (22R-E)		
C15		28	H 2	24 (3VZ-E)		

○ : RELAY BLOCKS

CODE	SEE PAGE	RELAY BLOCKS (RELAY BLOCK LOCATION)
2	22	R/B NO. 2 (ENGINE COMPARTMENT RIGHT)

□ : CONNECTOR JOINING WIRE HARNESS AND WIRE HARNESS

CODE	SEE PAGE	JOINING WIRE HARNESS AND WIRE HARNESS (CONNECTOR LOCATION)
IB3	34	ENGINE ROOM MAIN WIRE AND COWL WIRE (LEFT KICK PANEL)

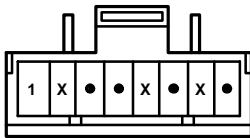
▽ : GROUND POINTS

CODE	SEE PAGE	GROUND POINTS LOCATION
IE	34	LEFT KICK PANEL

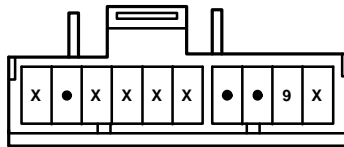
○ : SPLICE POINTS

CODE	SEE PAGE	WIRE HARNESS WITH SPLICE POINTS	CODE	SEE PAGE	WIRE HARNESS WITH SPLICE POINTS
E 8	30 (3VZ-E)	ENGINE ROOM MAIN WIRE	I 6	34	COWL WIRE
	32 (22R-E)		I 9		

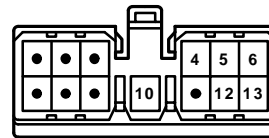
C12 (A)



C13 (B) GRAY



C15 BLACK



H 1, H 2 GRAY

